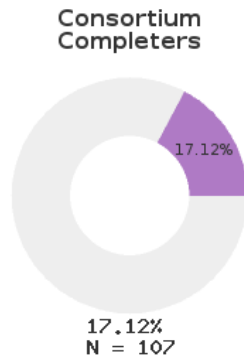
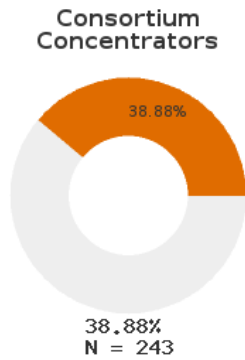
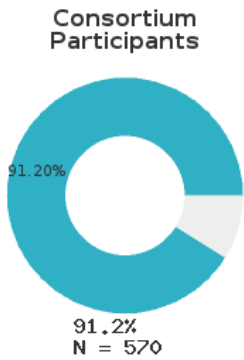
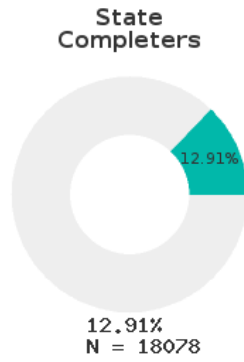
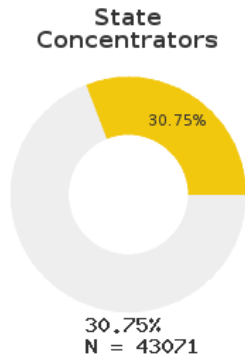
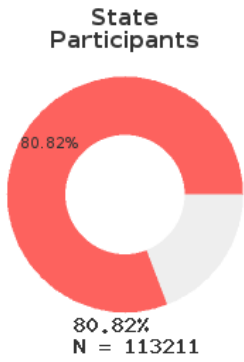


# 2022 CTE SUMMARY REPORT

## PRAIRIE GROVE SCHOOL DISTRICT - 7206000



A [comprehensive program report](#) is available for more detailed information on all performance measures.

Enrollment includes Grades 9-12 students.

### PERFORMANCE SCORES RELATIVE TO TARGETS

